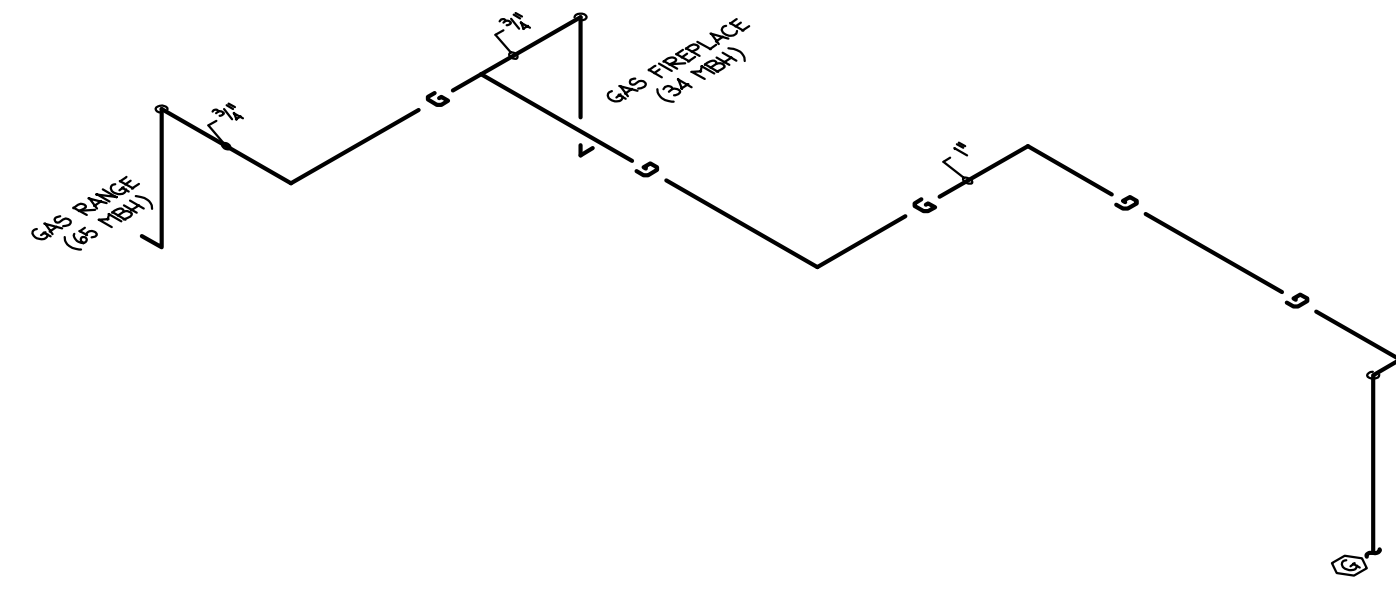
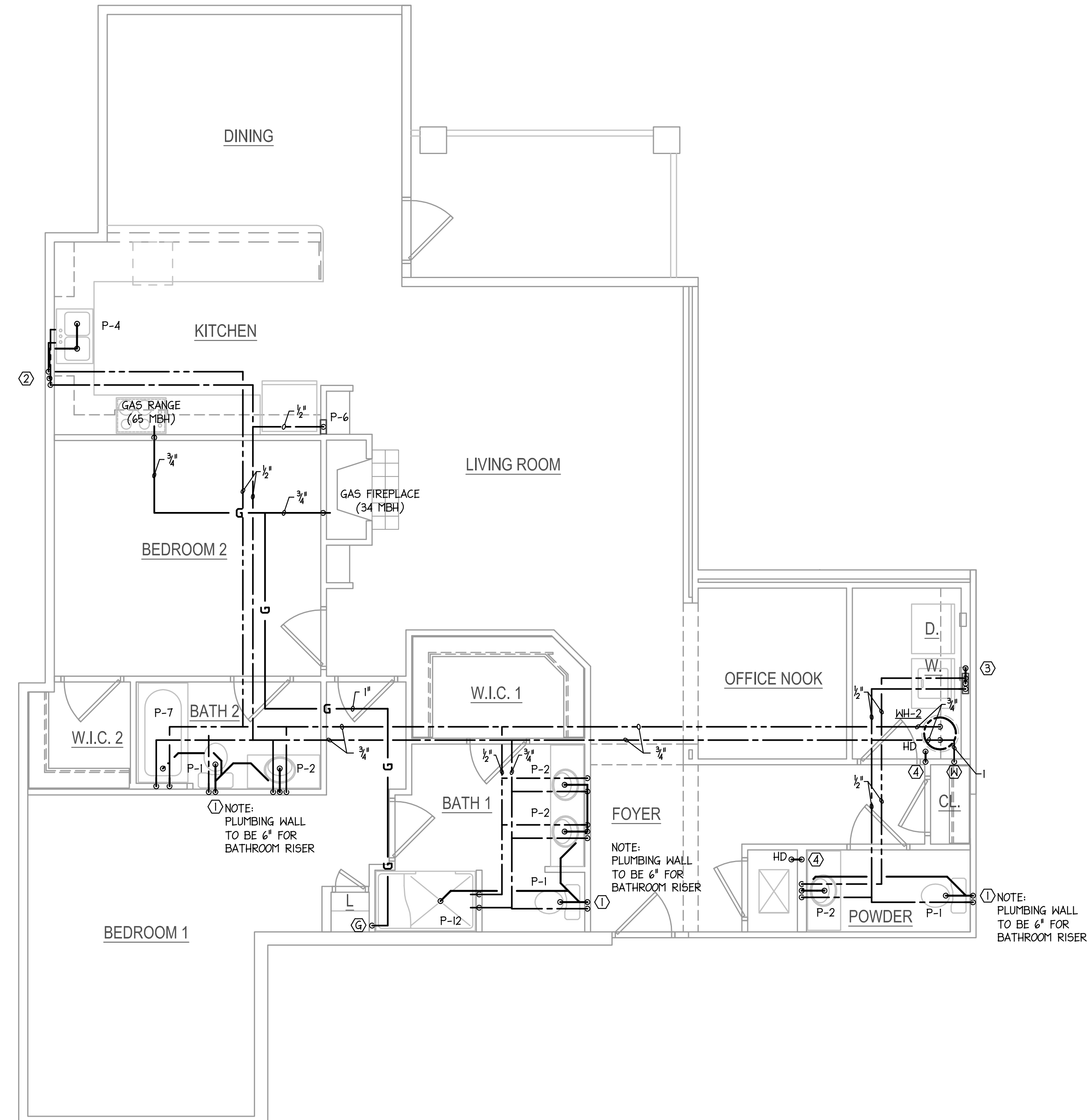


RISER SYMBOLS ON THIS SHEET INDICATE ONLY TYPE OF RISER. FOR EXACT RISERS AND LOCATIONS, SEE BUILDING PLANS.

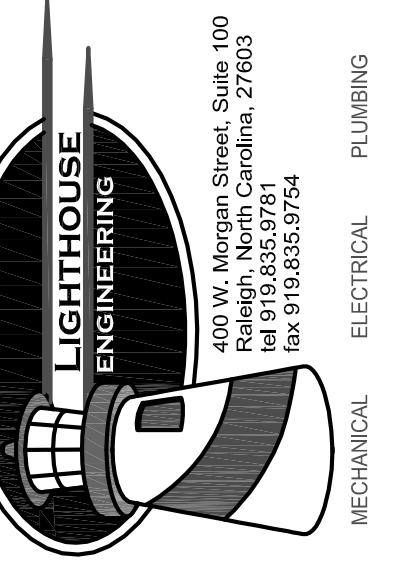


**2** UNIT 002, 202, 302 - GAS RISER  
NO SCALE


NOTE:  
UNIT REMOVED



**1** UNIT 4  
1/4" = 1'-0"



Concordia Building Company  
**Nantucket Condominiums**  
700 Waterford Lake Drive Cary, NC



PROJECT:	WOP-05115	DATE	06.16.2017
REVISIONS:			
▲ CITY COMMENTS		08.07.17	

DRAWN BY:	TTK
CHECKED BY:	SAB
CONTENT:	PLUMBING
	UNIT PLAN

P4.03

©2016 LIGHTHOUSE ENGINEERING, P.A. EXPRESSLY RESERVES ITS COMMON LAW COPYRIGHT AND OTHER PROPERTY RIGHTS IN THESE PLANS. THESE PLANS ARE NOT TO BE REPRODUCED, CHANGED OR COPIED IN ANY FORM OR MANNER WHATSOEVER, NOR ARE THEY TO BE ASSIGNED TO ANY THIRD PARTY WITHOUT FIRST OBTAINING THE EXPRESSED WRITTEN PERMISSION AND CONSENT OF LIGHTHOUSE ENGINEERING, P.A.